



# HOW TO JOIN DOUBLE SKIRTED DRY TOPS AND WHIRLPOOL BIBS

If you use a dry top the majority of the time but need protection for colder weather and water, try the Whirlpool bib. This versatile two-piece system is as dry as you make it. Practice makes perfect - take the time to fold correctly, and immerse yourself to check for leaks before you paddle in moving or cold water.


The images below show how to join a two piece system together when using a spray skirt (bib shown in blue).



*1. Put your dry top on over the bib. Pull dry top outer skirt up to chest.*




*2. Line up dry top inner skirt with bib's outer skirt.*



*3. Fold together inner skirt on dry top with bibs outer skirt.*



*4. Try to get at least three folds.*




*5. Put on your spray skirt if you use one.*



*6. Pull up your spray skirt.*



*7. Pull down & seal your top's skirt over your spray skirt.*



*8. Put on your life vest and you are ready to go!*